






MODEL: 12505031
UMBRELLA BASE

PARTS LIST AND HARDWARE

NO	HARDWARE LIST		QTY
A		PLASTIC ADAPTORS Φ41mm Φ37mm Φ33mm	3PCS
B		STEEL TUBE	1PC
C		TIGHTENING KNOB	1PC
D		PLASTIC WASHER	1PC
E		BASE PLATE	1PC

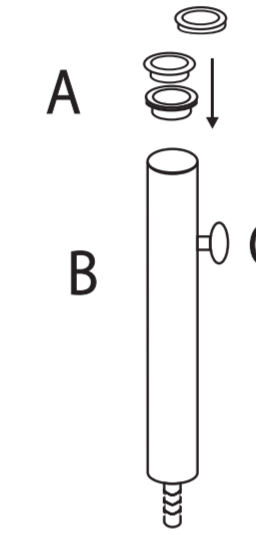
PRECAUTIONS:

- BEFORE YOU BEGIN, PLEASE READ ASSEMBLY INSTRUCTIONS THOROUGHLY. FOLLOW THEM STEP BY STEP.**
- CHECK ALL PARTS AND HARDWARE LISTED ON THE PARTS LIST.**

ASSEMBLY INSTRUCTION

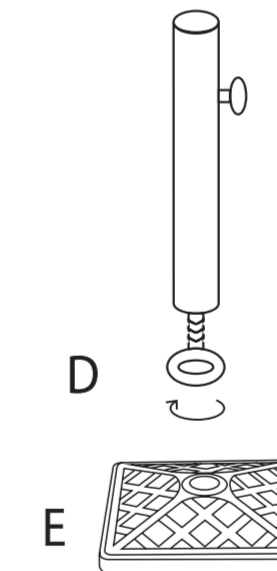
STEP 1

ATTACH PLASTIC ADAPTORS (A) INTO THE TOP OF STEEL TUBE (B), SCREW TIGHTENING KNOB (C) INTO STEEL TUBE (B) AS SHOWN.



STEP 2

TAKE STEP 1 FINISHED PART THROUGH PLASTIC WASHER (D), THEN SCREW INTO BASE PLATE (E) AS SHOWN.



Do you have any questions? Missing small parts or hardware?
 If you need assistance with the assembly of your UMBRELLA BASE
 please e-mail our Customer Service Department at:
support@fourstari.com
 or call us at (508) 473-7688
 or (800) 639-3803

Please include the following information in your email:
 • Where item was purchased
 • Item, model, style or SKU number listed on instructions or box
 • Part number, description of the part and quantity needed
 This information will help us get the proper part to you faster