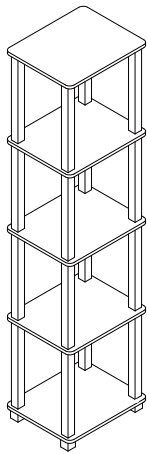




fourstargroup

# MODEL: 11226136BW 5 TIER SQUARE TOWER

Total maximum  
weight limits 33 Lbs.  
Each shelf 6.6 Lbs









**BEFORE YOU BEGIN, PLEASE READ ASSEMBLY INSTRUCTIONS CAREFULLY. FOLLOW THEM STEP BY STEP.**



**CAUTION:**

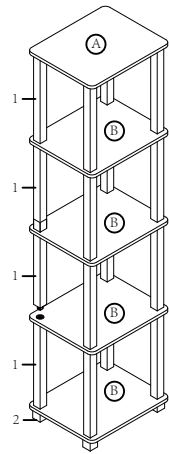
1. ADULT SUPERVISION IS REQUIRED DUE TO SMALL PARTS. CARE SHOULD BE TAKEN IN THE UNPACKING AND ASSEMBLY OF THE PRODUCT.
2. ASSEMBLE ON SOFT SURFACES TO PREVENT DAMAGE TO THE PRODUCT FINISH.
3. MAKE SURE ALL PARTS ARE INCLUDED BEFORE ASSEMBLY.
4. NOT FOR USE ON HIGH PILE CARPETING.
5. PLACE DESK ON FLAT LEVEL SURFACE.

Do you have any questions? Missing small parts or hardware? If you need assistance with the assembly of your 5 TIER SHELF please e-mail our Customer Service Department at: [support@fourstari.com](mailto:support@fourstari.com) or call us at (800) 639-3803 if calling locally from Massachusetts area Please include the following information in your email:  
Where item was purchased • Item, model, style or SKU number listed on instructions or box • Part number, description of the part and quantity needed This information will help us get the proper part to you faster

## PARTS LIST AND HARDWARE

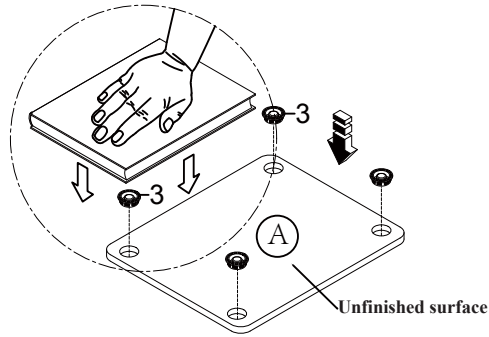
NO	HARDWARE & PARTS LIST	QTY
1	SQUARE LONG POLE 	16 PCS
2	SQUARE LEG 	4 PCS
3	INSERT CAP 	4 PCS
4	SAFETY NO-TIP    WALL ATTACHMENTS	2SETS

NO	HARDWARE & PARTS LIST	QTY
A	TOP PANEL 	1 PC
B	SHELF/BOTTOM PANEL 	4 PCS

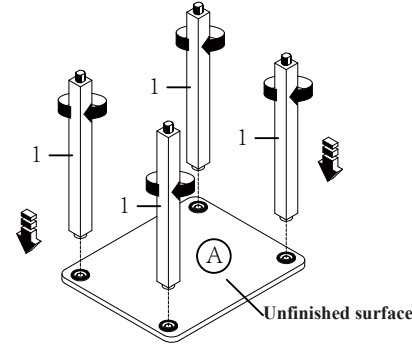


ASSEMBLY INSTRUCTIONS

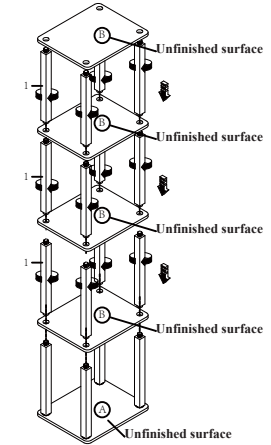
### STEP 1



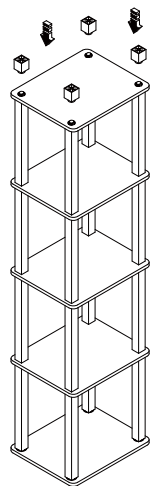
### STEP 2



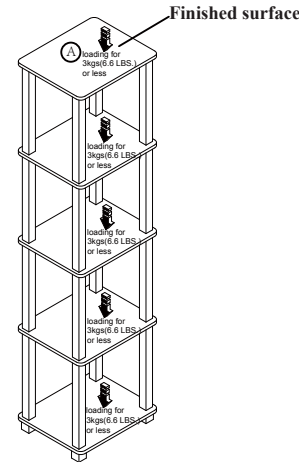
### STEP 3



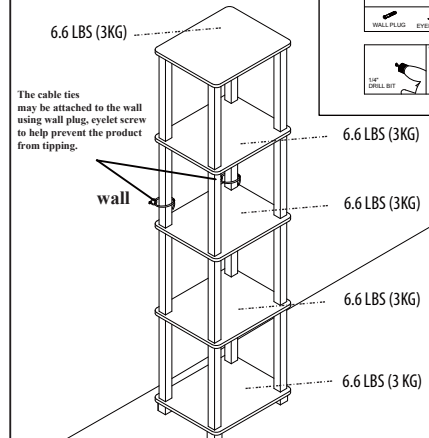
### STEP 4






### STEP 5

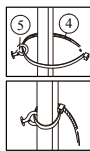
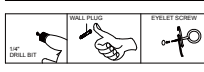


### STEP 6



PLEASE FOLLOW BELOW INSTRUCTION TO PREVENT THE SHELF FROM TIPPING OVER.

HARDWARE	PART LIST	QTY
	WALL PLUG	2
	EYELET SCREW	2
	CABLE TIE	2 SETS

**CAUTION: MAXIMUM LOADING CAPACITY IS 33 LBS.**  
DO NOT SIT, STAND, LEAN, WALK CLIMB OR JUMP ON FURNITURE! FAILURE TO COMPLY WITH THIS CAUTION COULD RESULT IN PERSONAL INJURY AND/OR PROPERTY DAMAGE!

This unit is intended for use only with the products and maximum weights indicated. Use with other products or products heavier than the maximum weights indicated may result in instability causing possible injury. Furniture can tip over or break if improperly moved. Have a friend help to lift and carry the unit to it's new location.