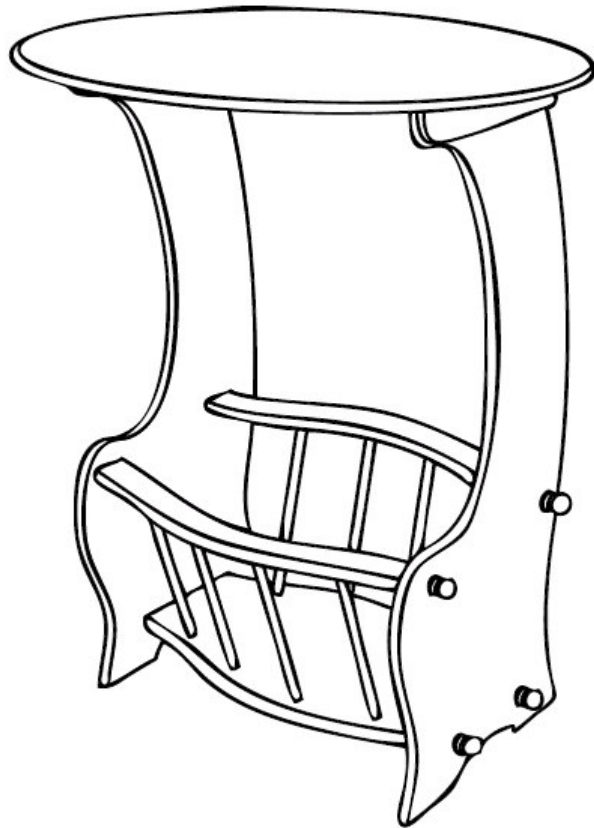






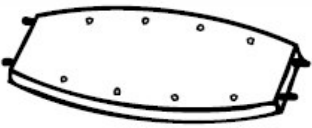



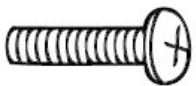
fourstargroup



MODEL:11212239FM

WOOD MAGAZINE TABLE

PARTS AND HARDWARE

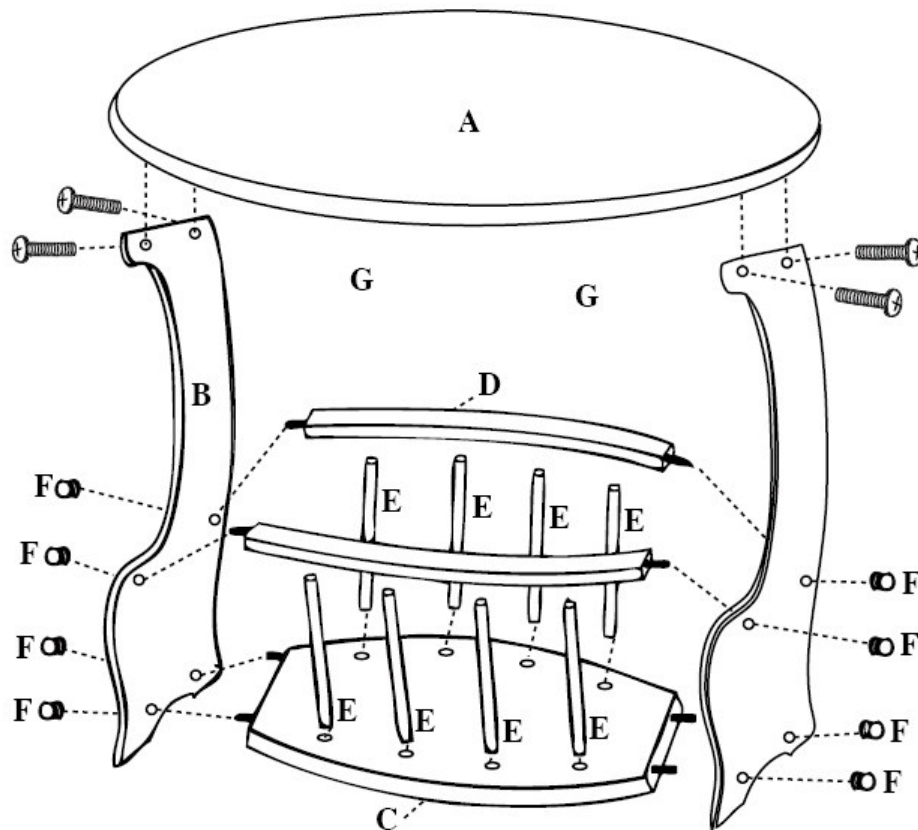
A.	TABLE TOP (1 pc.)	
B.	SIDE PANELS (2 pcs.)	
C.	BOTTOM PANEL (1 pc.)	
D.	RAILS (2 pcs.)	
E.	DIVIDERS (8 pcs.)	
F.	KNOBS (8 pcs.)	
G.	MACHINE SCREWS (4 pcs.)	

NOTES:

1. ASSEMBLE THIS PRODUCT ON A CLEAN, SMOOTH SURFACE SUCH AS A CARPET.
2. TOOLS REQUIRED FOR ASSEMBLY: PHILLIPS-HEAD SCREWDRIVER (NOT INCLUDED)

ASSEMBLY INSTRUCTIONS

- 1) Insert the DIVIDERS (E) into the holes in RAILS(D) and BOTTOM PANEL (C).
- 2) Attach the SUB-ASSEMBLY FROM STEP 1 to the SIDE PAELS (B) using KNOBS (F).
- 3) Attach the SUB-ASSEMBLY FROM STEP 2 to the TABLE TOP (A) using MACHINE SCREWS (G).



Do you have any questions ? Missing small parts or hardware ?
If you need assistance with the assembly of your SOLID WOOD
TWO TIER TABLE please e-mail our Customer Service
Department at:
support@fourstari.com
or call us at (508) 435-4830
or (800) 639-3803

Please include the following information in your email:
‘ Where item was purchased
‘ Item, model, style or SKU number listed on instructions
or box
‘ Part number, description of the part and quantity needed
This information will help us get the proper part to you faster