





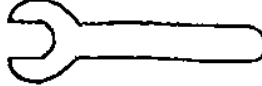



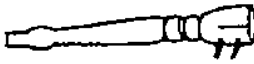
FOUR STAR INTERNATIONAL



MODEL : 11203943

FARMHOUSE TABLE

PART LIST

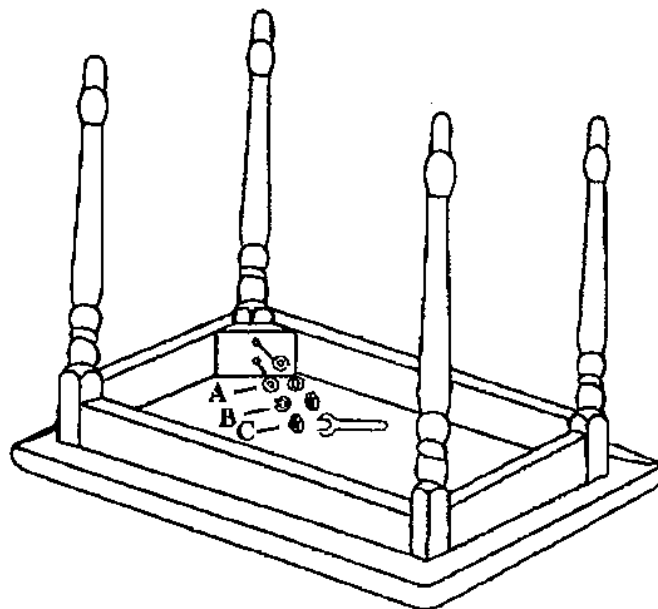
A	Washers (8pcs.) 	D	
B	Lock Washer (8Pcs) 	E	Table Top (1Pc) 
C	Nuts (8Pcs) 	F	Table Leg (4Pcs) 

STEP 1 :

PLACE THE TABLE TOP UPSIDE DOWN ON THE FLOOR ON A SOFT SURFACE SUCH AS A BLANKET.

STEP 2 :

BOLT THE FOUR LEGS TO THE TABLE TOP USING THE ENCLOSED HARDWARE AS INDICATED IN THE DRAWING. CHECK THAT THE LEGS ARE TIGHT AND THE TABLE DOES NOT WOBBLE BEFORE USING.



Do you have any questions? Missing small parts or hardware?
If you need assistance with the assembly of your Glider Rocker,
for quickest turn around time, please e-mail our
Customer Service Department at support@fourstari.com
or call us at (805)473-9184 or (800)639-3603

Please include the following information in your email:

- Name of store purchased from
- Item, model, style or SKU number listed on instructions or box
- Description of the actual item in question
- Part number, description of the part, and quantity needed

This information will help us get the proper part to you faster

