

DESIGN CONCEPTS

Booklight

Item Number: 11011210



User's Manual

*** Important Notice: Please read this manual carefully**


All brand names and trademarks are the property of their respective owners

Features

- Compact rectangular-shaped LED light perfectly illuminates a full page.
- Constant brightness lasts throughout the battery life.
- Two LED bulbs inside provide even lighting.

Installing the Batteries

This booklight is powered by two AAA size batteries (**not included**).

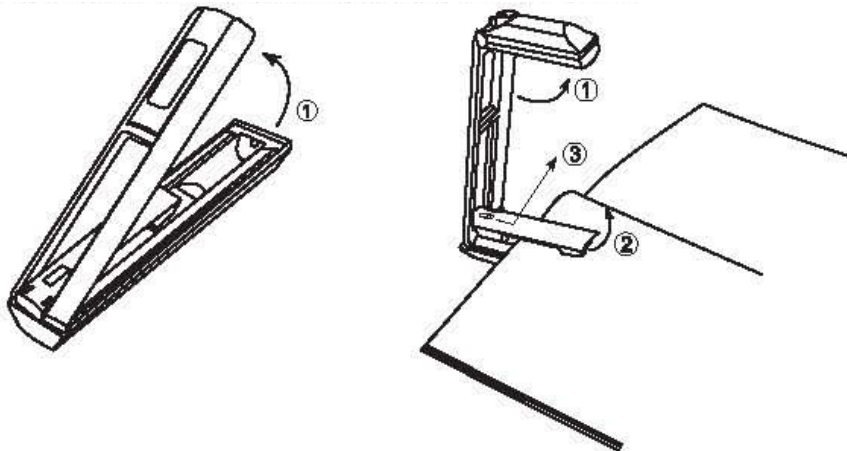


1. Open the battery compartment cover by sliding the cover to the right.
2. Insert two AAA batteries in the compartment as indicated by the polarity symbols (+ and -) marked inside.
3. Replace the cover by sliding the cover closed.

Note: If the light dims or will not turn on, replace the batteries with new batteries.

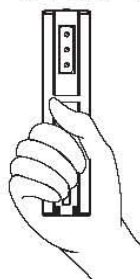
Using the Booklight

1. Open the booklight by lifting the small tab indicated by the arrow as illustrated.
2. Clip the booklight to the top page of the book.
3. Turn on the booklight by sliding the On/Off switch to the On position.



Using the Booklight as a Flashlight

You may use the booklight as a flashlight when it is in the folded position.



FCC Norm

FCC

This equipment has been tested and complies with limits for Class B digital devices pursuant to Part 15 of Federal Communications Commission (FCC) rules.

FCC Compliance Statement

These limits are designed to provide reasonable protection against frequency interference in residential installations. This equipment generates, and radiates radio frequency energy, and if not installed properly or used in accordance with the instructions, may cause harmful interference to radio communication. However, there is no guarantee that interference will not occur in television reception, which can be determined by turning the equipment on and off. Interference may be corrected by one or more of the following measures:

- Reorient or relocate the receiving antenna
- Increase the separation between the equipment and the receiver
- Plug the equipment into an outlet on a circuit different from that to which the receiver is connected.



CAUTION!

The Federal Communications Commission warns the user that changes or modifications to the unit not expressly approved by the party responsible for compliance could void the user's authority to operate the equipment.

Service Procedure

For information regarding the return or exchange of this item within 14 days of purchase, please visit your Inkstop store location or go to www.inkstop.net to read the instructions regarding customer service returns procedures. Click on Satisfaction Guaranteed icon on the website.

For technical support after the first 14 days of purchase, please call the toll free number below to obtain service. A customer service representative will assist you and provide a return authorization number (RA number) if needed allowing you to ship your product to the service center.

Please have the following information available when you call the service center:

- Your Name and Address
- Date of Purchase
- Model Number
- Serial Number
- Store Name and Address
- Store Location Number
- Type of problem with the unit

To contact the technical support facility, please call
508-435-4830 or 800-639-3803

Email Support: techsupport@fourstari.com

Warranty

90 Days Limited Warranty

This product is warranted to be free from defects in material and workmanship for a period of 90 days. Warranty obligations are limited to replacement or repair of defective parts and components, at the option of the manufacturer. The warranty of this product is null and void if the product is subjected to negligence, abuse, modification, misuse, accident or if the customer uses the product for a function it was not intended for. This warranty is only valid for the original purchaser of this product and will not be honored if the product is resold. This warranty gives you specific legal rights, and you may also have other rights which vary from state to state.

The manufacturer will not be liable for incidental or consequential damages caused by the use of this product. The manufacturer will not be liable for any costs such as lost profits or revenues, cost of temporary replacements, loss of data, loss of equipment or use of equipment or any claims by third parties.

After 14 days from purchasing the product, please call the phone number mentioned below to obtain service. **DO NOT RETURN THIS PRODUCT TO THE STORE.** A customer representative will give you a return authorization (RA number) allowing you to ship the product to the service center. The purchaser must have a copy of the original receipt for proof of purchase within 90 days. The purchaser of this product is responsible for any shipping charges to the repair facility. The manufacturer service center will repair or replace the unit in question and send it back to the purchaser within 10 working days of receipt of the unit.

In order to contact the service facility, please call **508-435-4830** or 800-639-3803.
The address for this facility is:

Four Star Group
26840 Fargo Ave.
Unit C
Bedford Heights, OH 44146

E-mail Support: techsupport@fourstari.com

